



Jefferson South Shore

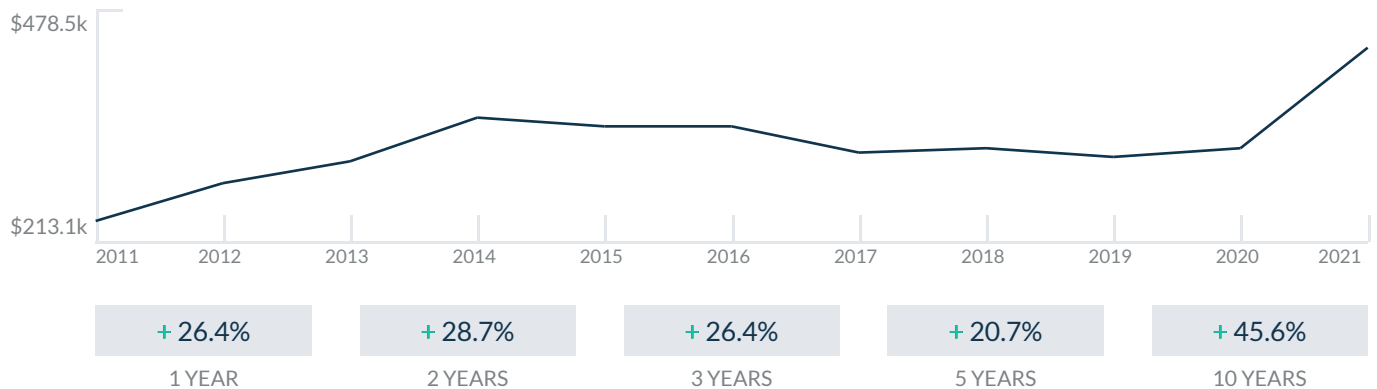
631 Jefferson Ave
Miami Beach, FL 33139

Every month we compile this comprehensive market report focus on Jefferson South Shore in this convenient and easy to read format. Our data comes from more than six different sources including MLS Associations, County Offices and Financial Institutions. Get this report for free every month on our website jeffersonsouthshore.com.

Property Stats

POSTAL CODE 33139

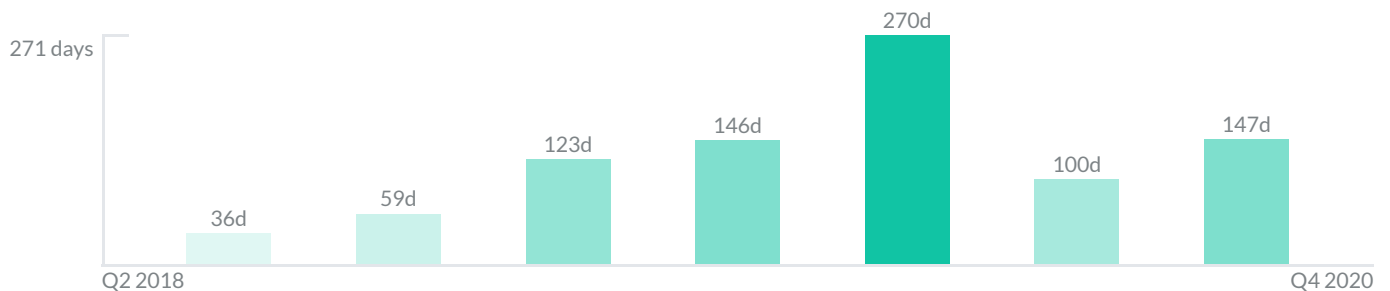
The property stats graph represents the median price evolution since ten years in your postal code area.



Similar Properties

DAYS ON THE MARKET

Everyday 3 months we monitor how many days it takes for similar properties to be sold. This is also a good indicator to know when to buy or sale!

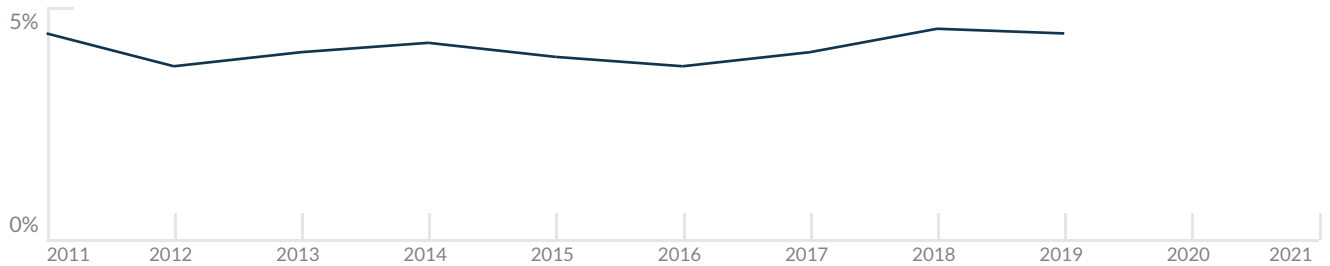


Mortgage Rates

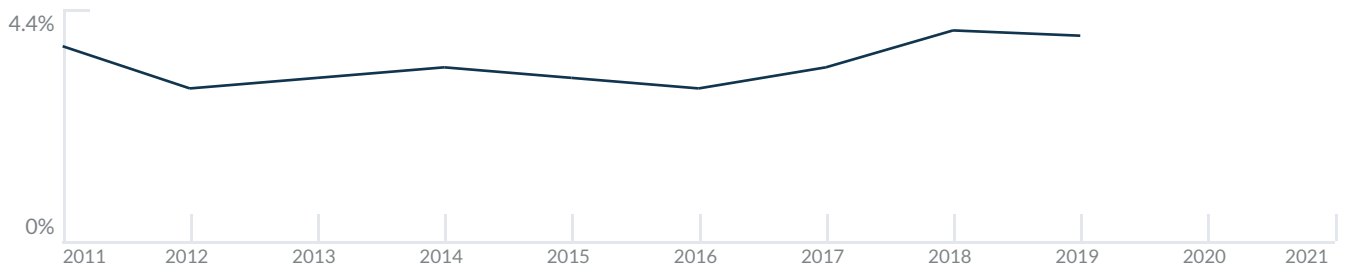
PER YEAR

Understanding mortgage economics is important when you want to buy with a loan. Below is the historical yearly average mortgage rates in the Unites States retrieved from Freddie Mac©

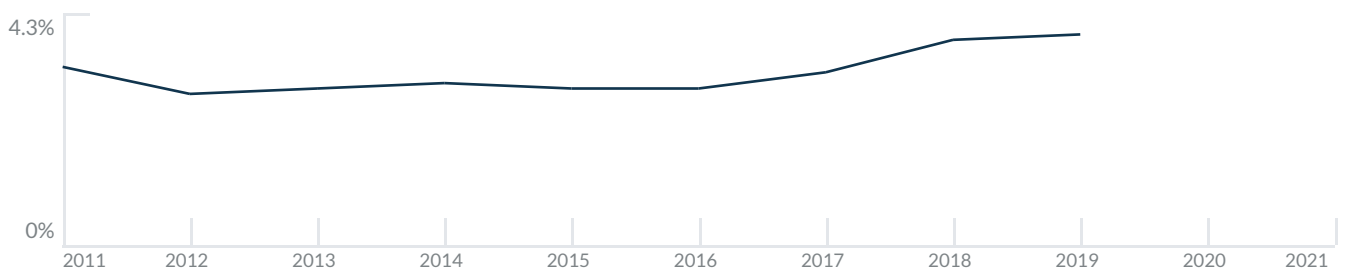
30 YEARS FIXED 4.4%



15 YEARS FIXED 3.9%



5/1-YEAR ADJUSTABLE 3.9%



Schools

CLOSEST

Having good schools nearby is important if you have kids or plan to rent or sell your home. Ratings are retrieved from the leading independent and nonprofit GreatSchools©

ELEMENTARY SCHOOL	MIDDLE SCHOOL	HIGH SCHOOL
School For Advanced Studies-Wolfeboro	Aspira Eugenio Maria De Hostos Youth Leadership Charter School	MS Academy
10/10	1/10	10/10

Insights

IN JEFFERSON SOUTH SHORE

Below the average listing prices of available unit per property type.

1 BED

\$182,000
AVERAGE PRICE

3 FOR SALE
0 FOR RENT

-3.5% to 5.5%

CAP RATE

Yearly net income when rent

4%

NEGOTIABILITY

What you can negotiate



Sale within the last month

Activity

SOLD OR RENTED

Below the latest transactions reported by the local MLS Association for Jefferson South Shore



\$1,400



UNIT 505

RENTED | JAN 2021



\$189,998



UNIT 301

SOLD | NOV 2020



\$199,000



UNIT 223

SOLD | NOV 2020



\$198,000



UNIT 401

SOLD | NOV 2020



\$189,998



UNIT 403

SOLD | NOV 2020



\$1,300



UNIT 304

RENTED | SEP 2020

Sold

LAST 20 PROPERTIES SOLD IN JEFFERSON SOUTH SHORE

Unit	Price	Beds/Baths	\$/Sqft	Sqft	Buying Date	Days on Market
301	\$189,998	1/1	\$279.4	680	Nov 2020	93
223	\$199,000	1/1	\$394.8	504	Oct 2020	338
401	\$198,000	1/1	\$291.2	680	Oct 2020	11
403	\$189,998	1/1	\$292.3	650	Sep 2020	100
8	\$250,000	2/2	\$450.5	555	Mar 2020	270
9	\$129,000	0/1	\$307.1	420	Dec 2019	146
19	\$230,000	1/1	\$350.6	656	Sep 2019	N/A
18	\$250,000	1/1	\$381.1	656	Sep 2019	189
304	\$159,000	1/1	\$240.9	660	Sep 2019	145
6	\$295,000	2/2	\$341.8	863	Aug 2019	204
25	\$249,900	1/1	\$377.5	662	Aug 2019	145
5	\$250,000	1/1	\$381.1	656	Aug 2019	27
405	\$1,575	1/1	\$2.3	690	Jul 2019	13
4	\$260,000	1/1	\$396.3	656	Jul 2019	136
302	\$150,000	0/1	\$300.0	500	Jun 2019	124
5	\$339,000	2/2	\$342.4	990	Jun 2019	29
102-W	\$150,000	0/1	\$338.6	443	Jun 2019	3
7	\$199,000	0/1	\$459.6	433	May 2019	18
504	\$195,000	1/1	\$295.5	660	Apr 2019	119
201	\$250,000	2/1	\$280.9	890	Jun 2018	36

Rented

LAST 20 PROPERTIES RENTED IN JEFFERSON SOUTH SHORE

Unit	Price	Beds/Baths	\$/Sqft	Sqft	Rented Date	Days on Market
505	\$1,400	1/1	\$2.0	690	Jan 2021	29
304	\$1,300	1/1	\$2.0	660	Sep 2020	48
7	\$2,800	2/2	\$2.5	1,100	Jan 2020	189
122	\$1,400	1/1	\$2.7	521	Jan 2020	171
205	\$1,400	1/1	\$2.0	690	Jan 2020	7
4	\$1,300	0/1	\$2.8	461	Nov 2019	46
214	\$1,400	1/1	\$2.8	509	Nov 2019	110
222	\$1,600	1/1	\$3.1	521	Nov 2019	41
8	\$1,600	1/1	\$2.6	625	Nov 2019	20
1	\$1,475	1/1	\$1.9	775	Oct 2019	31
304	\$1,400	1/1	\$2.1	660	Oct 2019	13
223	\$1,375	1/1	\$2.7	504	Oct 2019	24
14	\$1,100	1/1	N/A	N/A	Oct 2019	39
5	\$1,300	0/1	\$2.9	450	Oct 2019	43
11	\$3,500	2/3	\$2.7	1,280	Oct 2019	99
104-E	\$1,300	0/1	\$2.9	448	Oct 2019	41
5	\$1,250	0/1	\$2.7	461	Sep 2019	152
8	\$1,650	2/2	\$3.0	555	Aug 2019	51
114	\$1,500	1/1	\$3.0	504	Aug 2019	50
102-W	\$1,350	0/1	\$3.0	443	Aug 2019	31

Currently Listed

ACTIVE LISTINGS 1/1

Unit	Price	Beds/Baths	\$/Sqft	Sqft	Listing Date	Owner
14	\$150,000	1/1	N/A	N/A	Jan 2021	ALIZA RANISH
205	\$198,000	1/1	\$287.0	690	Jan 2021	DAVID C RITZ...
501	\$199,000	1/1	\$292.6	680	Dec 2020	HAZELHURST...